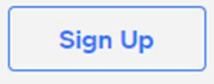




1. Go to weebly.com/uk and click Sign Up





2. Enter your name and email and preferred password. Click sign up for free. Password must contain at least one letter and one number.

weebly
eCommerce by  Square

Get Started with Weebly







Email me useful updates and special offers

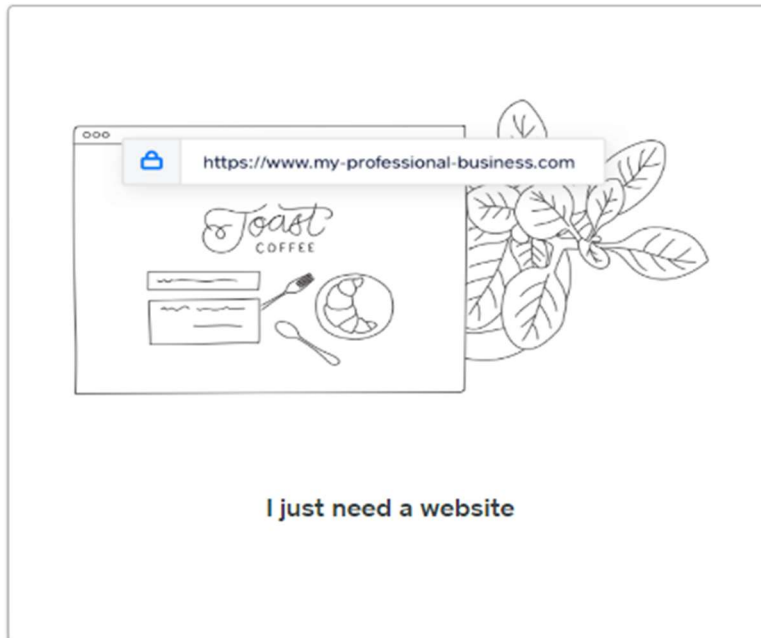
[Sign up for free](#)

By proceeding, you agree to Weebly's [Terms of Service](#) & [Privacy Policy](#) and Square's [Terms of Service & Privacy Policy](#).

3. What kind of website would you like to create? Select I just need a website

What kind of website would you like to create?

We'll provide you with the right tools to get started



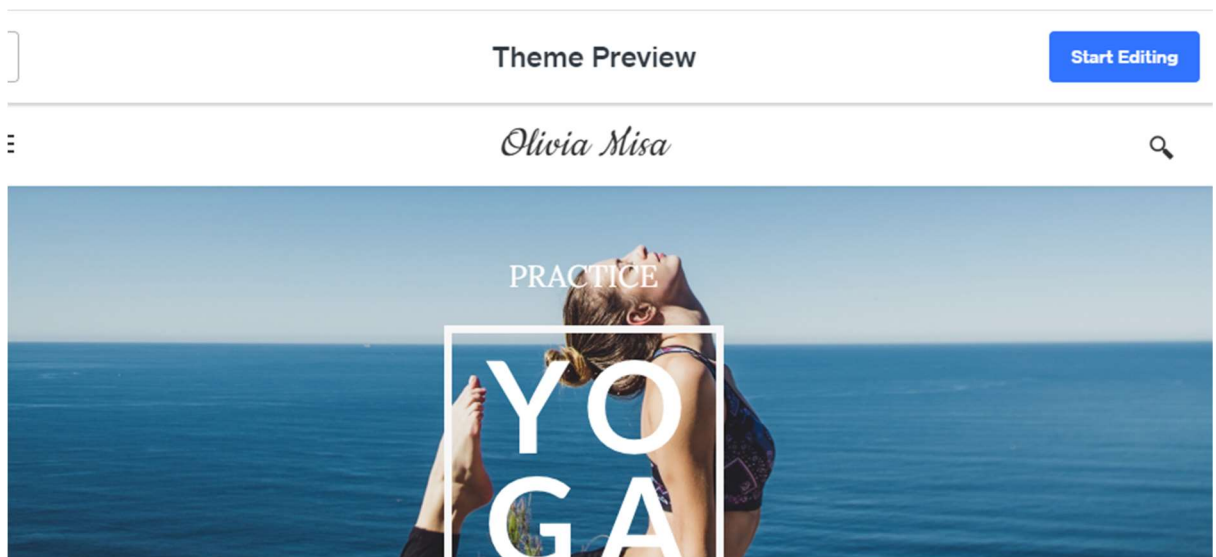
4. Select a theme. To be honest, it doesn't matter what you select at this stage, you can change it later, so just select the top one

Select a Theme

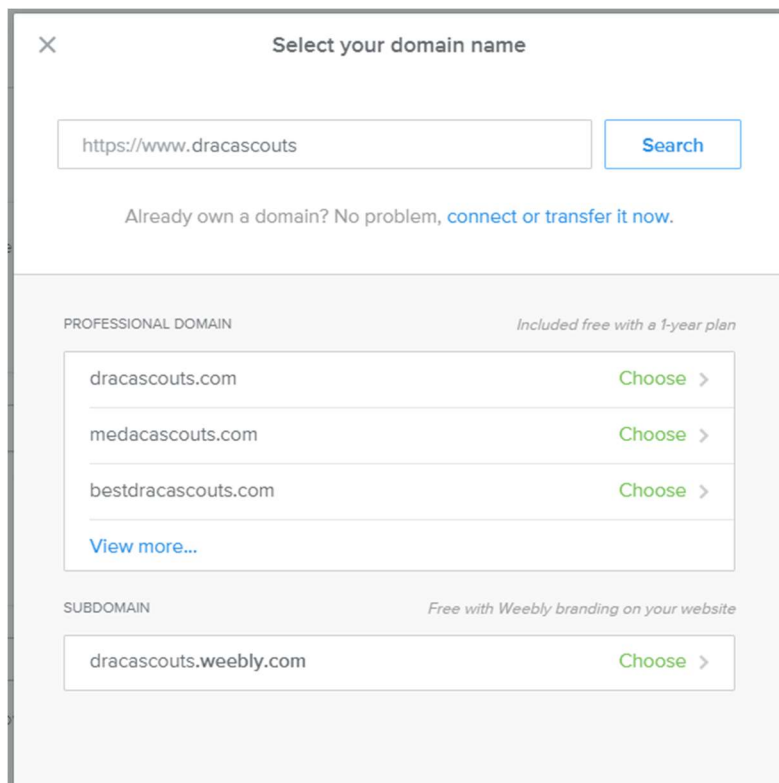
[Business](#) [Portfolio](#) [Personal](#) [Event](#) [Blog](#) [Coming Soon](#) [Other](#)



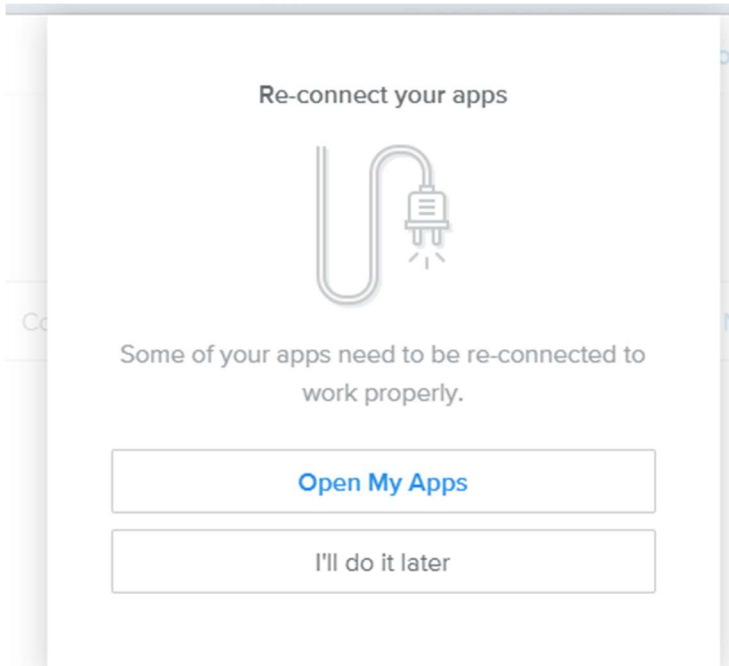
5. Click start editing



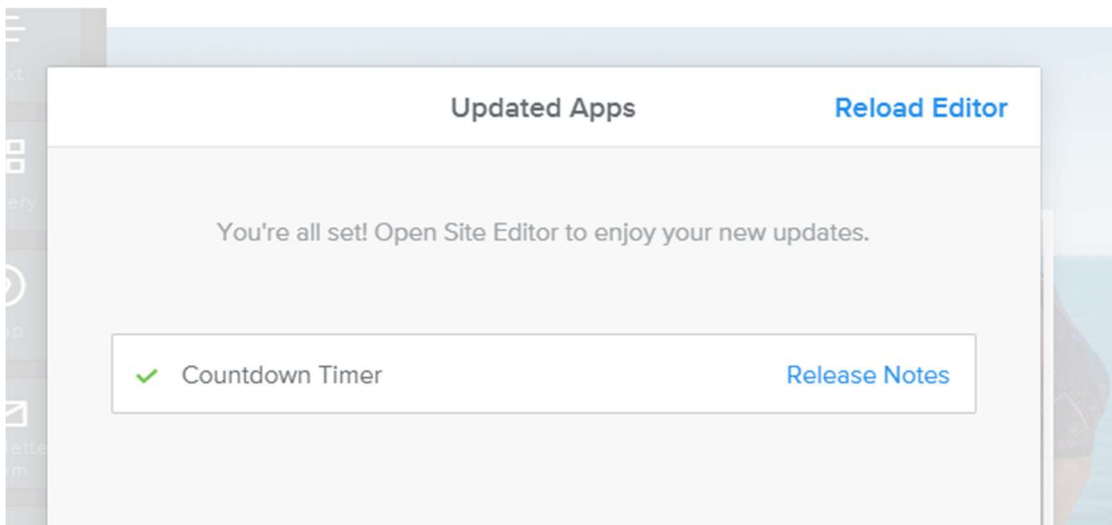
6. Enter a domain name such as silver-draca and click Search. This will try it's best to sell you a domain name, so unless you fancy forking out just select the SUBDOMAIN at the bottom of this screen by clicking choose (in this example it's drascascouts.weebly.com)



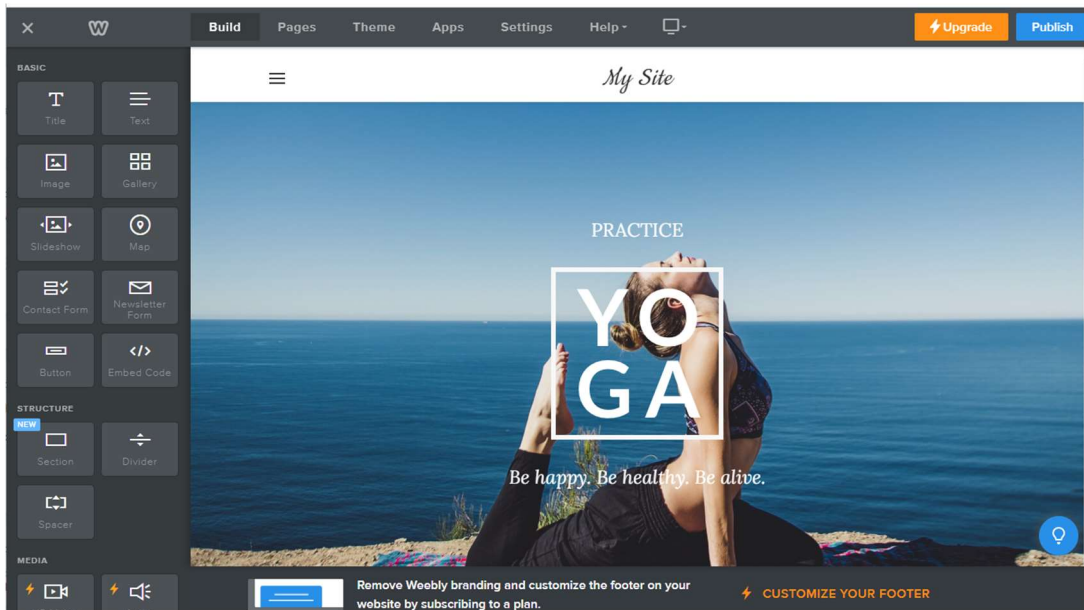
7. Click I'll do it later on the Re-connect your apps screen



8. Click reload editor.

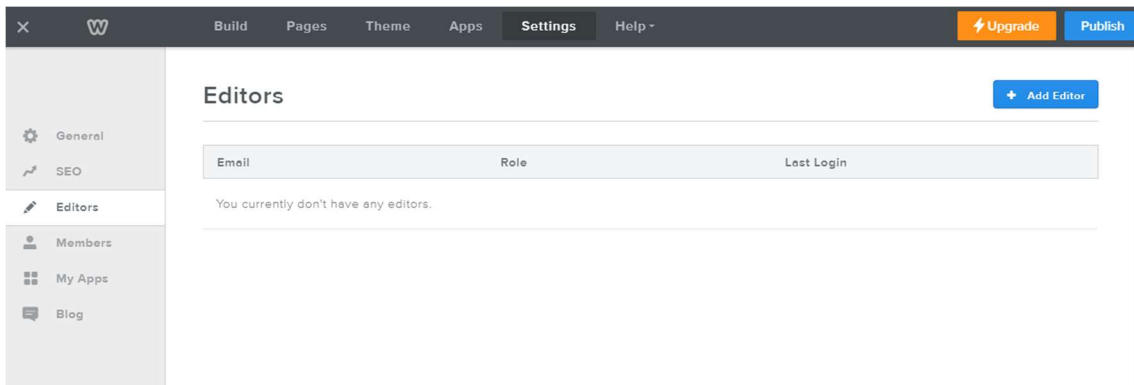


9. You're in! And unless you want to host a yoga website you better get started.



10. Click Help > Support and scroll down to the Knowledge Base to learn how to build your website.

You also need to invite your team members to log in and help build your website. Go to Settings and click Editors link on the left



11. Enter their email address and click save editor

[←](#) **Add Editor**

Email (separate multiple emails with commas)

someone@else.com

Include a message with the email invitation

Can you give me a hand please?

Permissions | Control what this user can edit

Admin
View and edit all pages and settings, install apps ⓘ

Author PRO
View and edit selected pages and settings

Dashboard Only PRO
View and manage stats, forms, and comments

[Cancel](#) [Save Editor](#)

12. You may need to get the invitation address from this page and send it to your team by email. Right click the Invitation link and select Copy link address. Paste this into an email.

Editors [+ Add Editor](#)


Email	Role	Last Login
someone@else.com	Administrator	Never - Invi

- Open link in new tab
- Open link in new window
- Open link in incognito window
- Save link as...
- Copy link address
- LastPass
- Open in Secure Browser
- Inspect Ctrl+Shift+I

13. When you're editing the website it saves as you go along. Click Publish periodically to, well, publish it


Website Published!

<https://dracascouts.weebly.com>

Share:   

Pro Tip: Mobile Apps

 Pro Tip: Enjoy the freedom to work on your site from any device with Weebly mobile apps. Check stats, upload new posts and communicate with your visitors anytime, from anywhere. [Learn more.](#)

14. And get the link to your website. Look, I know all about Yoga! Actually, I don't, so I'll hand over to Jon and Claire

